

Technical Data

2800 Series

Diesel Engine - ElectropaK

2806A-E18TAG1A

2806A-E18TAG2

Basic technical data

Number of cylinders... 6
 Cylinder arrangement... Vertical, in line
 Cycle... 4 stroke, compression ignition
 Induction system... Turbocharged, air to air charge cooling
 Compression ratio... 14-5:1 Nominal
 Bore... 145 mm
 Stroke... 183 mm
 Cubic capacity... 18,13 litres
 Direction of rotation... Anti-clockwise viewed on flywheel
 Firing order... 1, 5, 3, 6, 2, 4
 Cylinder 1... furthest from flywheel

Total weight ElectropaK

-dry... 2050 kg
 -wet... 2158 kg

Overall dimensions

-height... 1807,5 mm
 -length... 2545 mm
 -width... 1536 mm

Moment of inertia (mk²)

-flywheel @ 1500 rev/min... 4,74 kgm²
 -engine @ 1500 rev/min... 2,31 kgm²
 -flywheel @ 1800 rev/min... 4,74 kgm²
 -engine @ 1800 rev/min... 2,70 kgm²

Performance

Note: All data based on operation to ISO 3046/1, BS5514 and DIN 6271 standard reference conditions.

Cyclic irregularity for engine/flywheel maximum:

1500 rev/min	0,0192
1800 rev/min	0,01163

Ratings

Steady state speed stability at constant load... ± 0-25%
 Electrical ratings are based on average alternator efficiency and are for guidance only (0.8 power factor being used).

Operating point

Engine speed... 1500/1800 rev/min
 Cooling water exit temp... 88 - 103 °C

Fuel data

To conform to... BS2869 class A2 or BS EN590

Noise

Estimated sound pressure levels:

1500 rev/min	105,3 dB(A)
1800 rev/min	108,0 dB(A)

Note: Noise level represents highest recorded at 1500 and 1800 rev/min respectively

Test conditions

Air temperature... 25 °C
 Barometric pressure... 100 kPa
 Relative humidity... 30%
 Air inlet restriction at maximum power (nominal)... 2,5 kPa
 Exhaust back pressure at maximum power (nominal)... 6 kPa
 Fuel temperature (inlet pump)... 40 °C

Note: If the engine is to operate in ambient conditions other than those of the test conditions, suitable adjustments must be made for these changes

General installation

2806A-E18TAG1A

Designation	Units	Type of operation and application			
		Prime	Standby	Prime	Standby
		50 Hz @ 1500 rev/min		60 Hz @ 1800 rev/min	
Gross engine power	kWb	539,7	592,7	567,7	623
Fan, battery and alternator power	kWm	9		15	
Restriction losses	kWm	9,1	9,9	9,5	10,3
Nett engine power	kWm	522	574	543	598
BMEP gross	kPa	2381	2615	2087	2290
Combustion air flow	m³/min	34	36	43	45
Exhaust gas temperature (after turbo)	°C	568	571	481	489
Exhaust gas flow	m³/min	96.0	104	109	118
Boost pressure ratio	-	2,81	3,07	2,97	3,18
Overall thermal efficiency (nett)	%	42,8	42,4	43,1	42,7
Friction power and pumping losses	kWm	20		34	
Mean piston speed	m/s	9		11	
Engine coolant flow	l/s	6,1		7,2	
Cooling fan airflow	m³/min	702		852	
Typical gen set electrical output 0.8 pf	kWe	480	528	500	550
	kVa	600	660	625	687
Assumed alternator efficiency	%	92		92	

2806A-E18TAG2

Designation	Units	Type of operation and application			
		Prime	Standby	Prime	Standby
		50 Hz @ 1500 rev/min		60 Hz @ 1800 rev/min	
Gross engine power	kWb	584	628	567,7	623
Fan, battery and alternator power	kWm	9		15	
Restriction losses	kWm	9,8	10,4	9,5	10,3
Nett engine power	kWm	565	609	543	598
BMEP gross	kPa	2576	2770	2087	2290
Combustion air flow	m³/min	37	40	43	45
Exhaust gas temperature (after turbo)	°C	555	553	481	489
Exhaust gas flow	m³/min	106	114	109	118
Boost pressure ratio	-	3,04	3,22	2,97	3,18
Overall thermal efficiency (nett)	%	42,6	42,0	43,1	42,7
Friction power and pumping losses	kWm	20		34	
Mean piston speed	m/s	9		11	
Engine coolant flow	l/s	6,1		7,2	
Cooling fan airflow	m³/min	702		852	
Typical gen set electrical output 0.8 pf	kWe	520	560	500	550
	kVa	650	700	625	687
Assumed alternator efficiency	%	92		92	

Rating definitions

Prime power

Variable load. Unlimited hours usage with an average load factor of 80% of the published Prime Power rating over each 24 hour period. A 10% overload is available for 1 hour in every 12 hours operation

Standby power

Variable load. Limited to 500 hours annual usage up to 300 hours of which may be continuous running. No overload is permitted.

Emissions statement

All 2806A ratings are optimised for 'best fuel consumption' and do not comply to Harmonised International Regulation Emission Limits. More information on these statements can be obtained by contacting the applications department at Perkins Engines Company Limited.

Energy balance

2806A-E18TAG1A

Designation	Units	Prime	Standby	Prime	Standby
		50 Hz @ 1500 rev/min		60 Hz @ 1800 rev/min	
Energy in fuel	kWt	1276,8	1391,7	1328	1465
Energy in power (gross)	kWb	540	593	568	623
Energy to Fan and restriction losses	kWm	18,1	18,9	24,5	25,3
Energy to coolant and lubricating oil	kWt	208	222	166	190
Energy to exhaust	kWt	410,7	442,1	441	482
Energy to charge cooler	kWt	80	94	113	125
Energy to radiation	kWt	38	42	40	44

2806A-E18TAG2

Designation	Units	Prime	Standby	Prime	Standby
		50 Hz @ 1500 rev/min		60 Hz @ 1800 rev/min	
Energy in fuel	kWt	1374,3	1485,7	1328	1465
Energy in power (gross)	kWb	584	628	568	623
Energy to Fan and restriction losses	kWm	18,8	19,4	24,5	25,3
Energy to coolant and lubricating oil	kWt	202	219	166	190
Energy to exhaust	kWt	447	484	441	482
Energy to charge cooler	kWt	100	110	113	125
Energy to radiation	kWt	41	45	40	44

Cooling system

Recommended coolant: 50% clean water with 50% Perkins ELC. Where there is no likelihood of ambient temperature below 10 °C, clean 'soft' water may be used, treated with 1% by volume of Perkins inhibitor in the cooling system. The inhibitor is available from Perkins.
 Nominal jacket water pressure in crankcase 280 kPa
 Maximum top tank temperature (standby) 103 °C
 Thermostat operating range... 88 - 98 °C
 Ambient cooling clearance maximum duct allowance and resultant minimum airflow (standby power). Based on air temperature at fan 10 °C above ambient

Duct Allowance kPa	Ambient Clearance °C	Min Airflow m³/min	Ambient Clearance °C	Min Airflow m³/min
	1500 rev/min		1800 rev/min	
0	49	702	54	852
0,13	46	660	52	804
0,19	42	630	52	792
0,25	37	606	51	762

Radiator

-face area 1,75 m²
 Rows and material... 2 Aluminium
 Fins per inch 15

Width and height of matrix

-height 1260 mm
 -width... 1390 mm
 Total coolant capacity (radiator and engine) 61 litres
 Pressure cap setting 70 kPa

Charge cooler, integral with radiator

Face area 1,623 m²
 Rows and material... 1 Aluminium
 Fins per inch 14

Width and height of matrix

-height 1390 mm
 -width... 1180 mm

Coolant pump

Speed... 18 x e rev/min
 Method of drive Gear

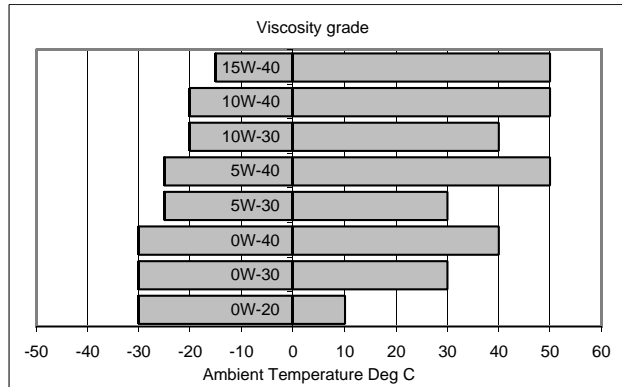
Fan

Type Pusher
 Drive ratio 0,8 : 1
 Diameter... 965 mm
 Number of blades 9
 Material Plastic

Lubrication system

Recommended SAE viscosity

A single or multigrade oil must be used which conforms to API CG4 or APEA E5.



Lubricating oil capacity

Total system... .62 litres
Sump maximum53 litres
Sump minimum45 litres

Lubricating oil temperature (sump)

Normal... 95 °C
Maximum... 113 °C

Lubricating oil pressure

At rated speed... 420 kPa
Minimum ... 200 kPa
Oil relief valve opens... 620 kPa
Oil filter spacing... 30 µm
Sump drain plug tapping size ... 1 in NTPF
Oil pump speed and method of drive ... 1,16 x engine speed, gear
Oil pump flow 1500/1800 rev/min... 2,90 / 3,48 litres/sec
Oil consumption as a percentage of full load fuel
-less than... 0,1%

Normal operating angles

Front and rear ... 7° maximum
side tilt ... 7° maximum

Electrical system

Type ... Insulated return
Alternator output... 24 volts / 70 amps
Starter motor power ... 9 kW
Number of teeth on flywheel... 136
Number of teeth on starter motor ... 11
Minimum cranking speed ... 115 rev/min
Pull-in current of starter motor solenoid ... 49 amps
Hold-in current of starter motor solenoid ... 6 amps

Engine management system

Full electronic engine management system controlling:

- Speed governing
- Air / Fuel ratio
- Start sequence
- Engine Protection and diagnostics.

Starting requirements

Temperature range	
Down to -10 °C (14 °F)	Oil: 15W / 40 API CG4
	Starter: 24 Volt
	Battery: 2 x 12V 128 Ah
	Max breakaway current: 1400 Amps
	Cranking Current: 700 Amps Aids: Not required
Down to -25 °C (-13 °F)	Oil: 0W / 30 API CG4
	Starter: 24 volt
	Battery: 2 x 12V 128 Ah
	Max breakaway current: 1400 Amps
	Cranking Current: 600 Amps Aids: Block heater to 45 °C

Notes:

- The battery capacity is defined by the 20 hour rate at 0 °C
- The oil specification should be for the minimum ambient temperature as the oil will not be warmed by the immersion heater
- The breakaway current is dependant on the battery capacity available. Cables should be capable of handling the transient current which may be up to double the steady cranking current.

Induction system

Air intake restriction ... 3,7 kPa
 Maximum restriction (dirty filter) ... 6,4 kPa
 Air filter type:
 -1500 rev/min ... Paper element 457 mm Diameter
 -1800 rev/min ... Paper element 533 mm Diameter

Exhaust system

Exhaust outlet size (internal) ... 202 mm
 Maximum exhaust back pressure for total system ... 6,9 kPa
 For recommended pipe sizes, see installation manual.

Fuel system

Type of injection system ... MEUI
 Fuel injector pressure ... 200 MPa

Fuel lift pump

Delivery per hour at 1500/1800 rev/min. ... 413 / 457 litres/hour
 Fuel delivery pump
 -delivery pressure ... 600 kPa
 -maximum suction head ... 3 m
 -maximum pressure head ... 4 m

Governor

Governor type ... electronic
 to conform to ... ISO 8528-5 Class G3 steady state

Fuel filtration level

Primary ... 10 µm
 Secondary ... 2 µm

Typical fuel consumption

2806A-E18TAG1

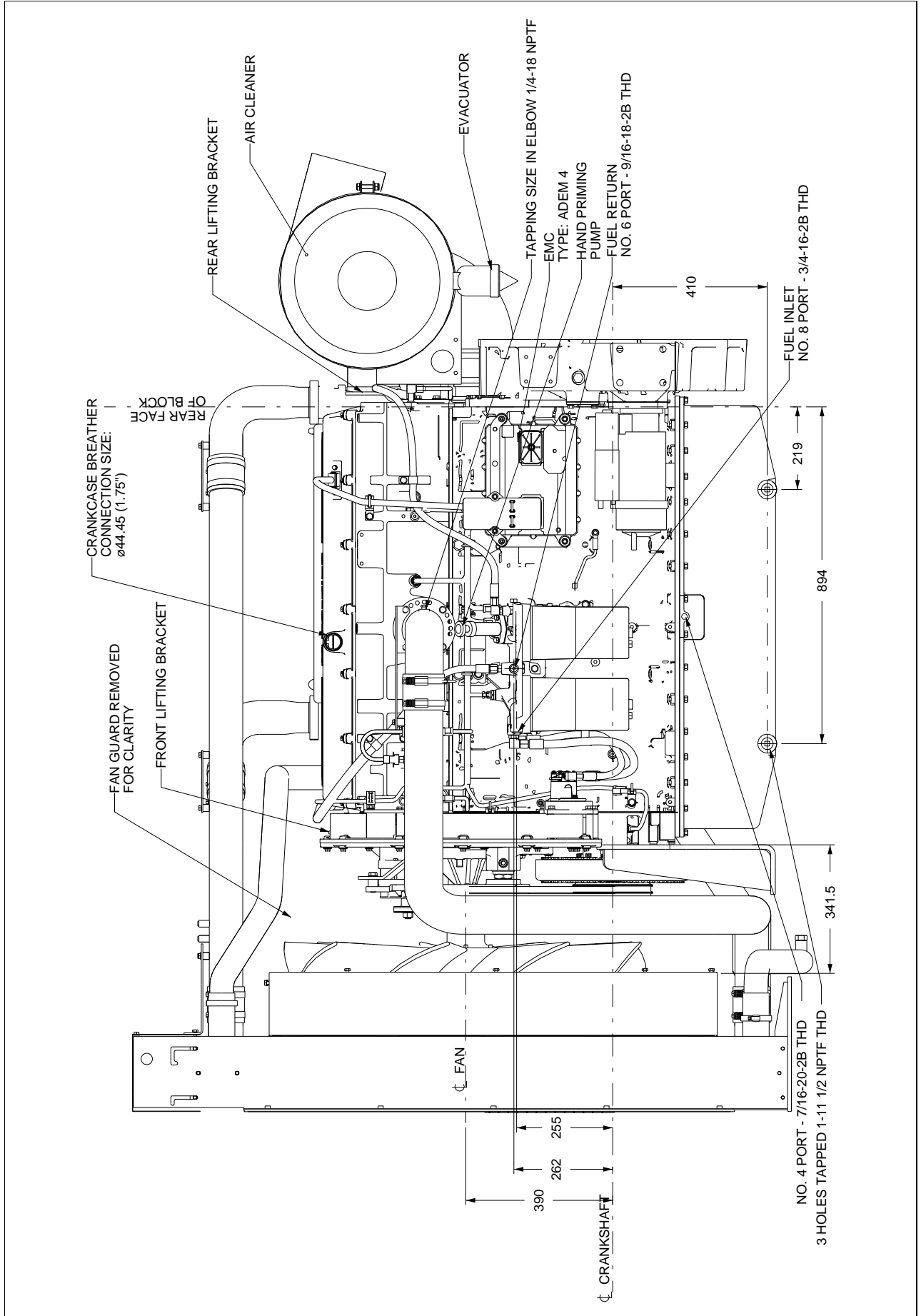
Fuel consumption calculated on engine nett rated powers				
Rating	g/kWh		Litres/hr.	
	1500	1800	1500	1800
Standby	201	203	134	141
Prime+ 10%	201	203	134	141
Prime	203	202	123	127
At 75% of Prime	199	201	90	95
At 50% of Prime	203	210	61	66

2806A-E18TAG2

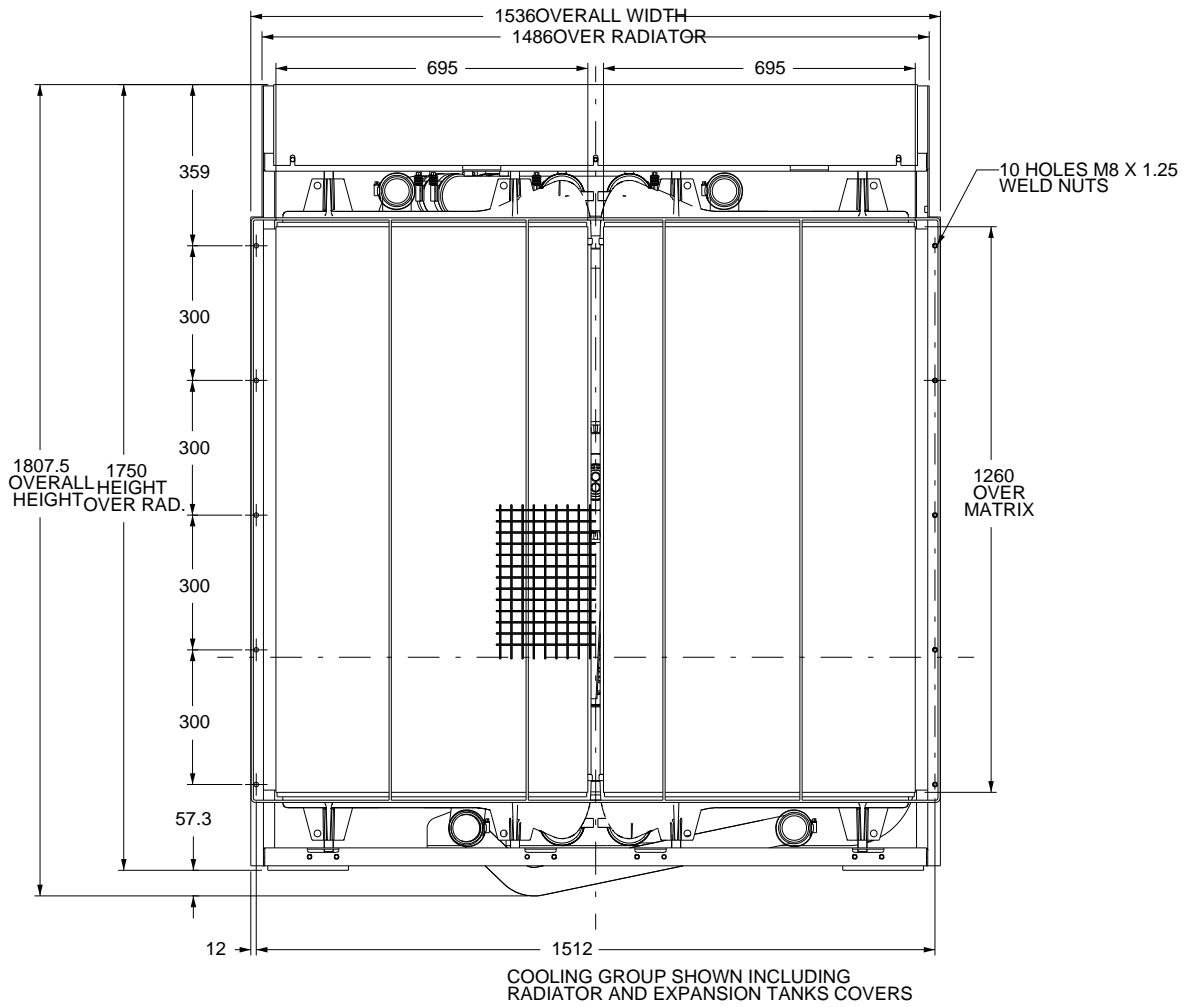
Fuel consumption calculated on engine nett rated powers				
Rating	g/kWh		Litres/hr.	
	1500	1800	1500	1800
Standby	203	203	143	141
Prime + 10%	203	203	143	141
Prime	202	202	132	127
At 75% of Prime	198	201	97	95
At 50% of Prime	201	210	66	66

Note: Assumed fuel density 0,862 kg/l.

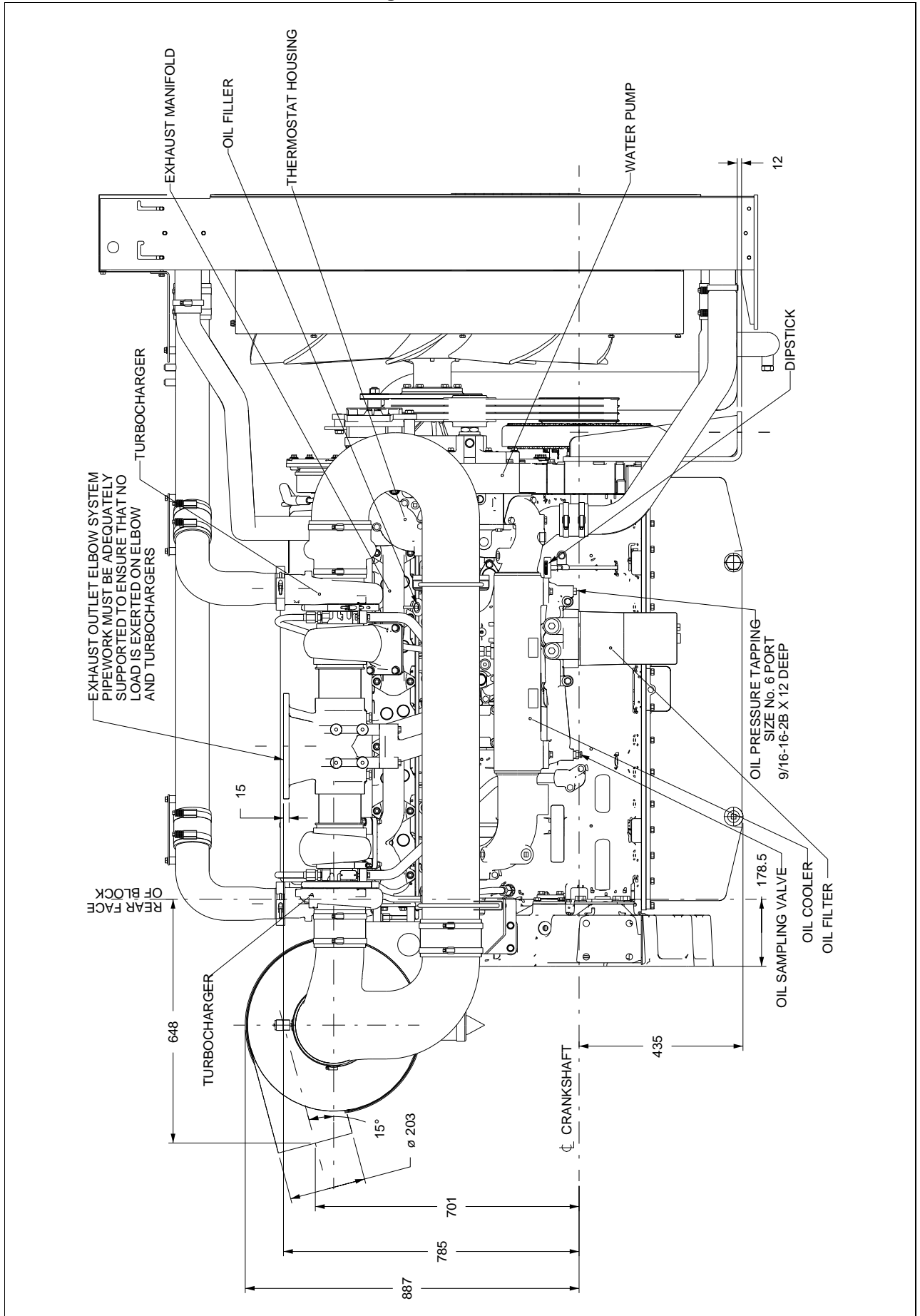
2806A-E18TAG1A and 2806A-E18TAG2 - left hand side



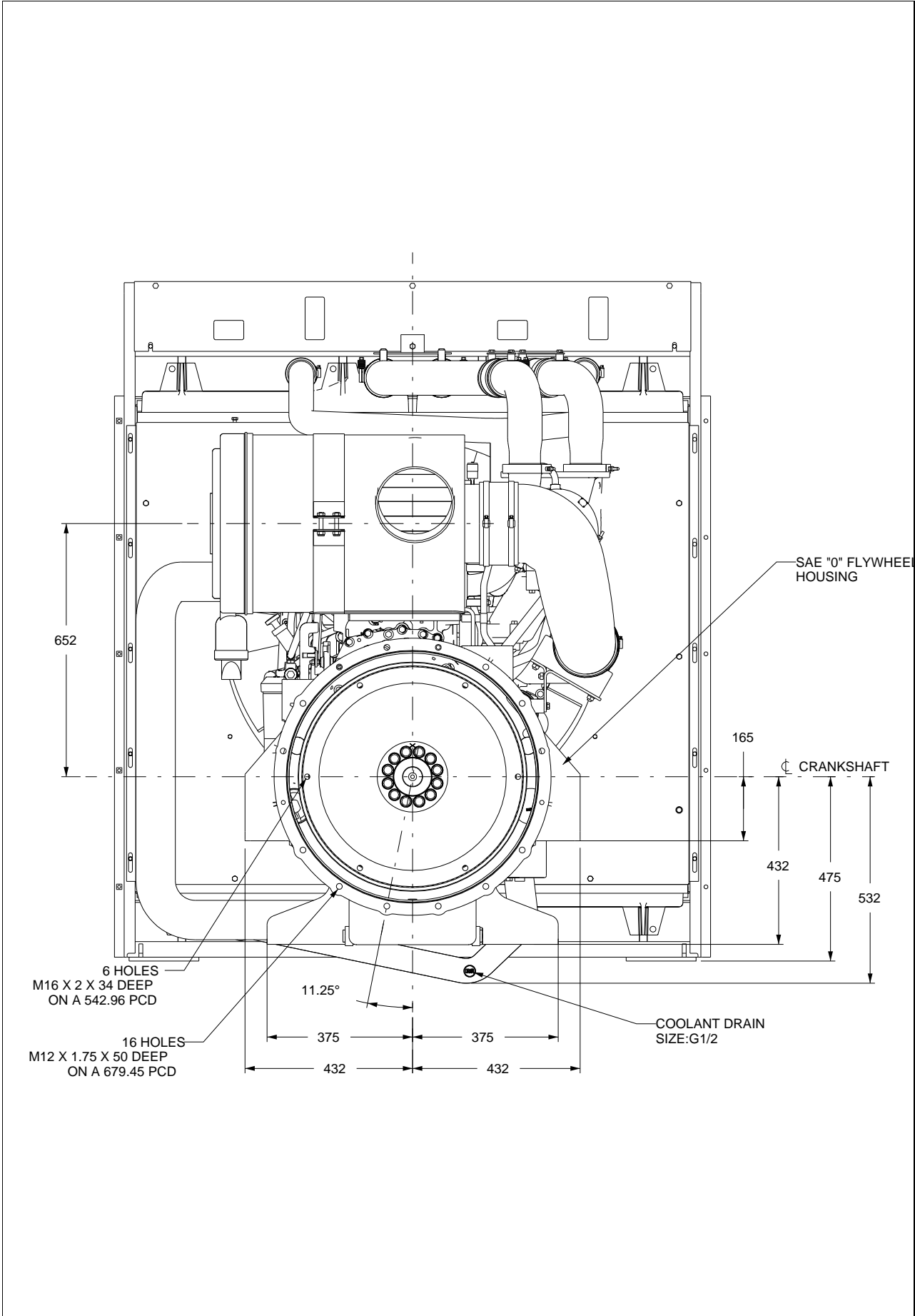
2806A-E18TAG1A and 2806A-E18TAG2 - front view



2806A-E18TAG1A and 2806A-E18TAG2 - right hand side



2806A-E18TAG1A and 2806A-E18TAG2 - rear view



Engine mounting

Maximum bending moment
-at rear face of the engine crankcase 1356 Nm

Position of centre of gravity (bare dry engine)

Forward of the rear face of the engine crankcase550 mm
Above crankshaft centre line.....250 mm

Weight of engine and cooling system

Engine (bare dry) 1832 kg
Radiator (dry) 200 kg

Typical load acceptance

2806A-E18TAG1A and 2806A-E18TAG2

Prime %	1500 rev/min				1800 rev/min			
	Load on		Load off		Load on		Load off	
	Transient % speed change	Speed recovery time (sec)	Transient % speed change	Speed recovery time (sec)	Transient % speed change	Speed recovery time (sec)	Transient % speed change	Speed recovery time (sec)
20	1,8	1,2	1,5	1,0	1,3	1,0	1,1	1,0
40	3,6	1,4	3,1	1,2	2,6	1,5	2,2	1,5
60	6,4	2,2	4,8	1,6	4,4	2,1	3,3	1,8
70	9,8	2,8	5,9	1,8	6,1	2,7	4,2	1,8
80	13,5	2,9	6,5	1,9	8,1	3,0	4,8	1,8
100	22,1	3,7	8,3	2,2	12,7	3,5	5,9	2,0

The above figures were obtained under test conditions as follows:

Engine block temperature:45 °C
 Minimum ambient temperature 10 °C
 Governing mode Isochronous
 Alternator inertia. 10,4 kgm²
 Under frequency roll off (UFRO) point set to 1 Hz below rated frequency
 UFRO rate set to 2 % voltage / 1% frequency
 LAM on / off off

All tests were conducted using an engine installed and serviced to Perkins Engines Company Limited recommendations.

Applied load is a percentage of generator electrical output using alternator efficiencies as published in the general installation section of this data sheet.

The information given on Technical Data Sheets is for standard ratings only. For ratings other than shown contact Perkins Engines Company Limited, Stafford.

The information given in this document is for guidance only.



Perkins Engines Company Limited
 Peterborough PE1 5NA United Kingdom
 Telephone +44 (0) 1733 583000
 Fax +44 (0) 1733 582240
 www.perkins.com

Distributed by

All information in the document is substantially correct at the time of printing but may be subsequently altered by the company.